

# THE 'HOW TO' CHEAT SHEET

FOR SICAT **OPTIGUIDE**  
AND SICAT **DIGITALGUIDE**



WHEN	HOW	NOT INDICATED FOR
<ul style="list-style-type: none"><li>✓ No / very little metal artifacts expected</li><li>✓ Sufficient number of remaining teeth to support</li><li>✓ Adequate amount of restorative-free teeth for a precise CEREC registration</li></ul>	<ul style="list-style-type: none"><li>✓ Scan <math>\frac{3}{4}</math> of arch or full arch</li><li>✓ CBCT scan taken with occlusion open</li></ul>	<ul style="list-style-type: none"><li>✗ Fully edentulous jaws</li><li>✗ Intraoral situations requiring significant mucosal support</li><li>✗ Situations where extensive metal artifacts are expected</li></ul>



*Scan part of the mucosa to better evaluate the registration!*



*In case of doubt, scan patient with a bite plate so you can switch to **CLASSICGUIDE** if necessary!*



## SUPPORT

SGL@SICAT.COM

T +49 228 286 206 - 620



SICAT GMBH & CO. KG  
FRIESDORFER STR. 131-135  
53175 BONN  
GERMANY  
WWW.SICAT.COM

DD30IFU202

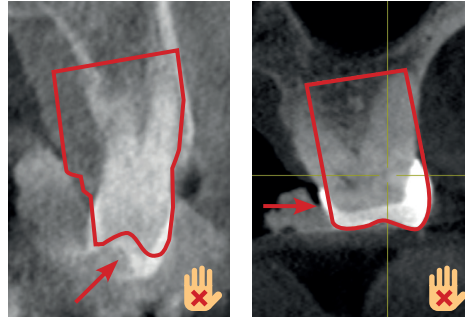
LAST UPDATE:  
2021-02-08

**DO'S**

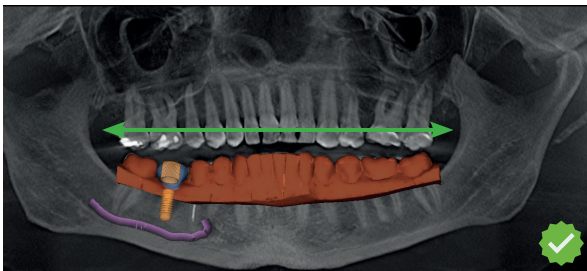


**Correct optical registration**

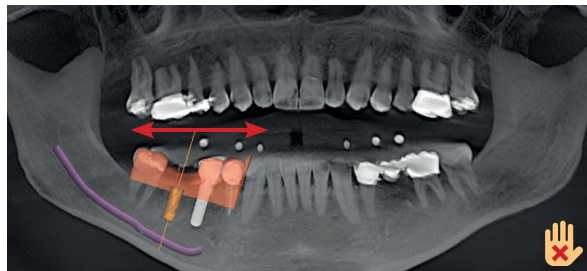
**DON'TS**



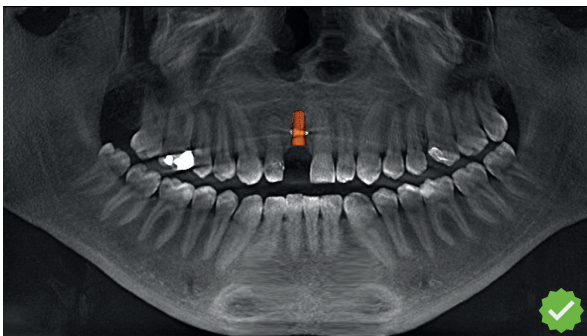
**Incorrect optical registration**



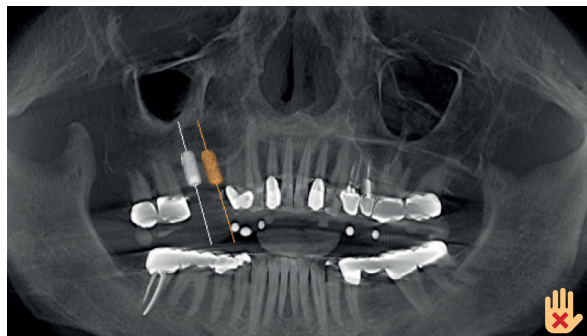
**Sufficient optical scan**



**Insufficient optical scan**



**Negligible metal artifacts**



**Extensive metal artifacts**